

GSP9600HD ForceMatch® HD

The world's #1 heavy-duty diagnostic balancer




Quickly measure runout with every balance



PATENTED

Load roller

- ✓ Roller detects high spot of tire and allows matching
- ✓ Measures entire contact patch for accurate results



STANDARD

Bottom-dead-center laser

- ✓ Speeds tape-weight placement
- ✓ Improves accuracy



Printer option

- ✓ Prints service report
- ✓ Explain results to customers



GSP962243E shown with options



HUNTER
Engineering Company

Patented & Exclusive
SmartWeight®

€6496.59
548g

Savings since 3/1/2013

PATENTED

SmartWeight®

- ✓ Odometer tracks savings
- ✓ Minimizes weight usage
- ✓ Maximizes productivity



PATENTED

CenteringCheck®

- ✓ Ensures proper centering
- ✓ Eliminates setup errors



PATENTED

HammerHead® option

- ✓ Speeds clip-weight placement
- ✓ Improves balance



Dataset® Arms

- ✓ Auto-select balancing mode
- ✓ Perform runout measurement on rim



STANDARD

Wheel lift

- ✓ Easily lifts wheel assemblies up to 227 kg (500 lbs.)
- ✓ Aids proper mounting



Balance any size wheel

- ✓ Services cars and light trucks
- ✓ Uses standard adaptors

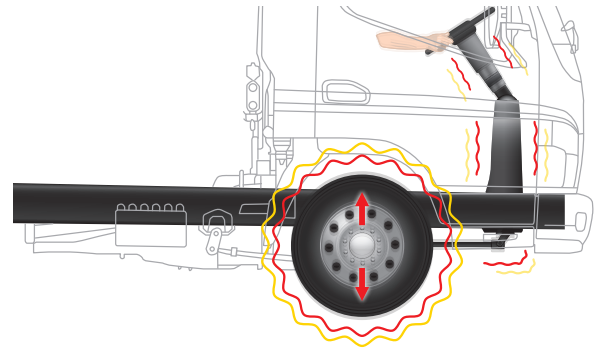


Eliminate wheel-related vibration

step

An unknown force vibrates the spindle

Customer complains about strong vehicle vibrations.




Vibration is transferred from the wheel, through the steering column to the customer.

step

Specialized sensors measure the assembly



The ForceMatch HD balancer quickly measures runout (eccentricity) of a tire and wheel assembly.



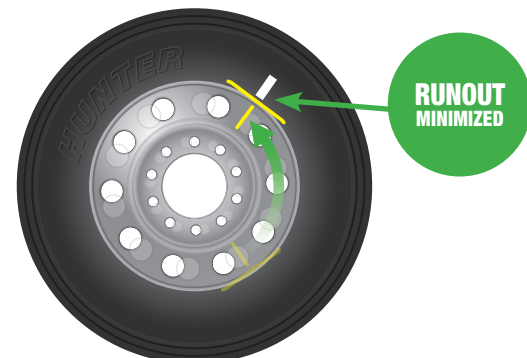
The roller measures the **entire** contact patch of the tire, detecting if the assembly is out of round.

step

Match-mounting cancels the vibration




Match-mounting the high spot on a tire to the low spot on a rim makes the assembly roll as smoothly as possible.



Runout-related vibration is minimized, ensuring your customer a smoother ride.

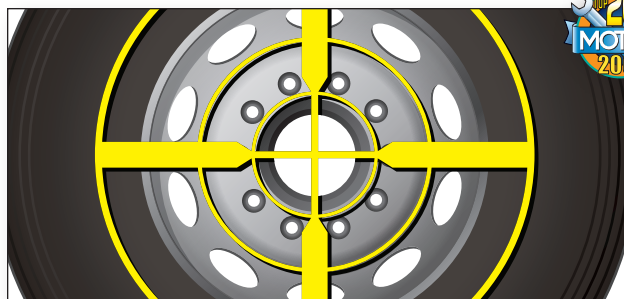
Exclusive features make balancing faster and easier



Balance any size wheel

Service passenger-car, light-truck and heavy-duty assemblies with one balancer.

- ✓ **Generate more business, higher profits**



PATENTED

CenteringCheck®

Balancer will tell you if the wheel is properly centered before you proceed with the work.

- ✓ **Eliminate the #1 cause of comebacks**



PATENTED

Automatic mode detection

Eliminate the need to select the balance mode and reduce service time and possible mode entry errors.

- ✓ **No need to push buttons**



PATENTED

Servo stop drive control

Automatically rotates and holds wheel at top-dead-center or bottom-dead-center weight locations.

- ✓ **Saves time and increases accuracy**



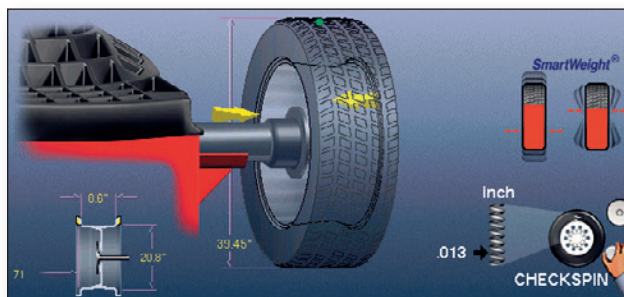
If you wish to start a calibration check spin, press "START" again. (Calibration weight must be installed on the faceplate)

PATENTED

Quick Cal-Check®

Quickly verify balancer calibration in seconds.

- ✓ **Ensures proper calibration**



EXCLUSIVE

High-spot detection

Match dual wheels to improve tire wear.

- ✓ **Save money on tires, improve ride quality**

Exclusive features *continued...*




STANDARD

Integrated wheel lift

Easily lifts the heaviest wheel assemblies for effortless mounting on the balancer.

- ✓ **Precisely centers all wheels**



STANDARD

Bottom-dead-center laser

Automatically locates and positions wheel at bottom-dead-center for adhesive weight application.


- ✓ **Pinpoint your weight locations to avoid weight chasing.**

SmartWeight® reduces labor costs and service time

- ✓ Provides better balance
- ✓ Maximizes productivity
- ✓ Minimizes weight usage
- ✓ Reduces labor costs

Saves labor time

SmartWeight reduces “floor-to-floor” cycle time on more than 30% of wheels balanced by optimized use of a single weight to achieve the best possible balance.



Typical Correction
✓ **Double Weight**

SmartWeight Correction
✓ **Single Weight**

View your savings LIVE!



- ✓ **Track your weight savings**

Watch your investment grow

SmartWeight Savings			
Lifetime Savings			
Material Savings		Labor Savings	
Grams	548390	Minutes	2,560.2
Kilograms	548	Hours	42.7
Boxes (mixed)	635.0		
Savings	€6035.36	Savings	€454.95
Total		€6490.31	

- ✓ **See weight and labor savings based on your shop's numbers**

Popular equipment accessories




PATENTED *OPTIONAL*


HammerHead® top-dead-center laser

- ✓ Greater weight placement accuracy to avoid mistakes
- ✓ More single-spin balances improve productivity and shop profitability
- ✓ Overhead fluorescent light illuminates work area

Available as a field-installed option



Incorrect



Correct



OPTIONAL

Color printer*

- ✓ Help sell premium service
- ✓ Explain results to customer

Available as a field-installed option



STANDARD

Convenient storage options

Adaptor tree conveniently stores oversized balancer accessories.

* Printer model may vary from pictured

Specifications



GSP962243E shown with options

Power requirements	196-253V, 10 amp, 50/60 Hz, 1 ph
Air supply requirements	7–12 bar (100–175 psi)
Capacity	
Rim width	38 – 495 mm (1.5 – 19.5 in.)
Rim diameter	254 – 762 mm (10 – 30 in.)*
ALU	191 – 965 mm (7.5 – 38 in.)*
Auto Inside Dataset® range	254 – 762 mm (10 – 30 in.)
Max. tire diameter	1321 mm (52 in.)
Max. tire width	495 mm (19.5 in.)
Max. tire weight	227 kg (500 lbs.)
Min. tire diameter for roller application	660 mm (26 in.)
Imbalance resolution	± 1.0 g (0.05 oz)
Placement accuracy	512 positions, ± 0.35°
Balancing speed	100 rpm
Motor	Programmable drive system and DC motor
Dimensions	
	1753 mm (W) x 2057 mm (H) x 1854 mm (D) 69 in. (W) x 81 in. (H) x 73 in. (D)
Shipping weight	377 kg (832 lbs.)

* Extreme wheel sizes may require manual data entry.

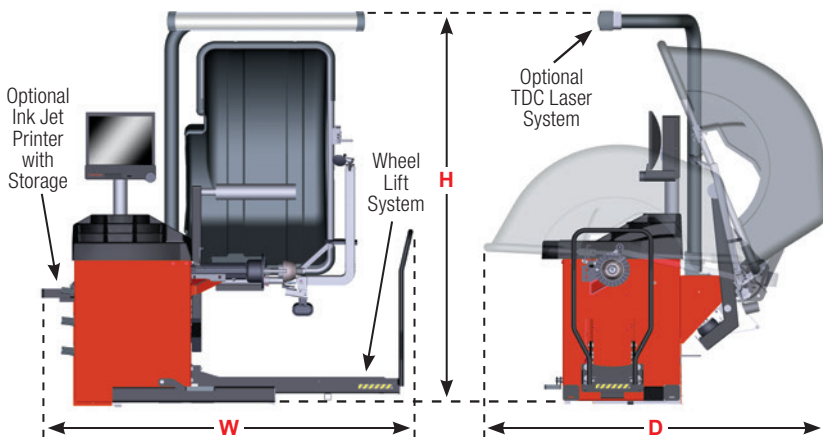
Model

GSP962243E GSP9600HD balancer with pneumatic wheel lift



Optional Equipment

- 20-2288-1** HammerHead® top-dead-center (TDC) laser kit
- 20-2083-1** Rear-mounted printer support. Includes mounting hardware. Printer not included.
- 20-2274-2** Heavy-duty and bus, 8-10 lug
- 20-1602-1** TruckChuck wheel and drum balancing kit. Includes chuck and jaws, (175-286-2, 9 in. clamp cup 175-296-2, 9 in. protector sleeve 106-127-2 and 20-1854-2 extended jaws kit)
- 20-2761-2** Truck ECO adapter kit



Because of continuing technological advancements, specifications, models and options are subject to change without notice.

Printer may differ from versions shown throughout brochure images.

